



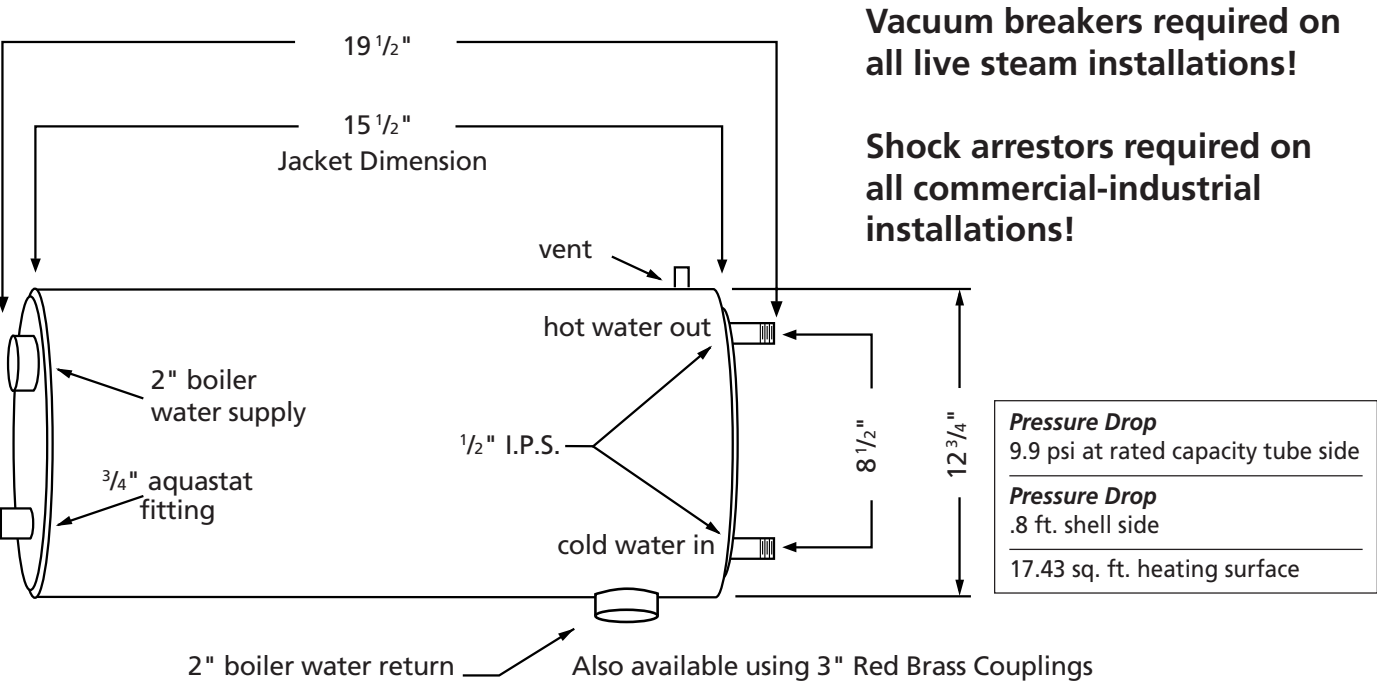
# Submittal All-Copper Heat Exchanger

Model # 6 Horizontal

Rating: 6 G.P.M. 40°F to 140°F — BWT @ 200°F

All Units Solid Copper Shell	Test Pressure	Working Pressure	
		Water Boiler	Steam Boiler
"Deluxe Models"	150 psi	30 psi	15 psi
"Super Models"	220 psi	30 psi	15 psi
"Heavy Duty High Pressure"	350 psi	125 psi	125 psi
Coil and Manifold	1000 psi	420 psi	420 psi

All Copper Integral Finned Tubing  
 All Fittings Red Brass  
 All units have lapped silver brazed joints, are fully insulated, and are enclosed in a 24 gauge steel painted jacket.



**Special Models**

- "Restaurant Type" — producing 140° rise for dishwashers.
- "High Pressure" shell — live steam working pressure up to 125 pounds.
- "Cupro-Nickel" — longer lasting, corrosion resistant coils, particularly suited for low P.H. areas.

Regular models may be used for up to 15 lbs. steam pressure.  
 Air Elimination: Use key/coin type vent on steam system installations; use float vent on forced hot water system installations.



# Submittal

# All-Copper Heat Exchanger

**Model # 8 Horizontal**

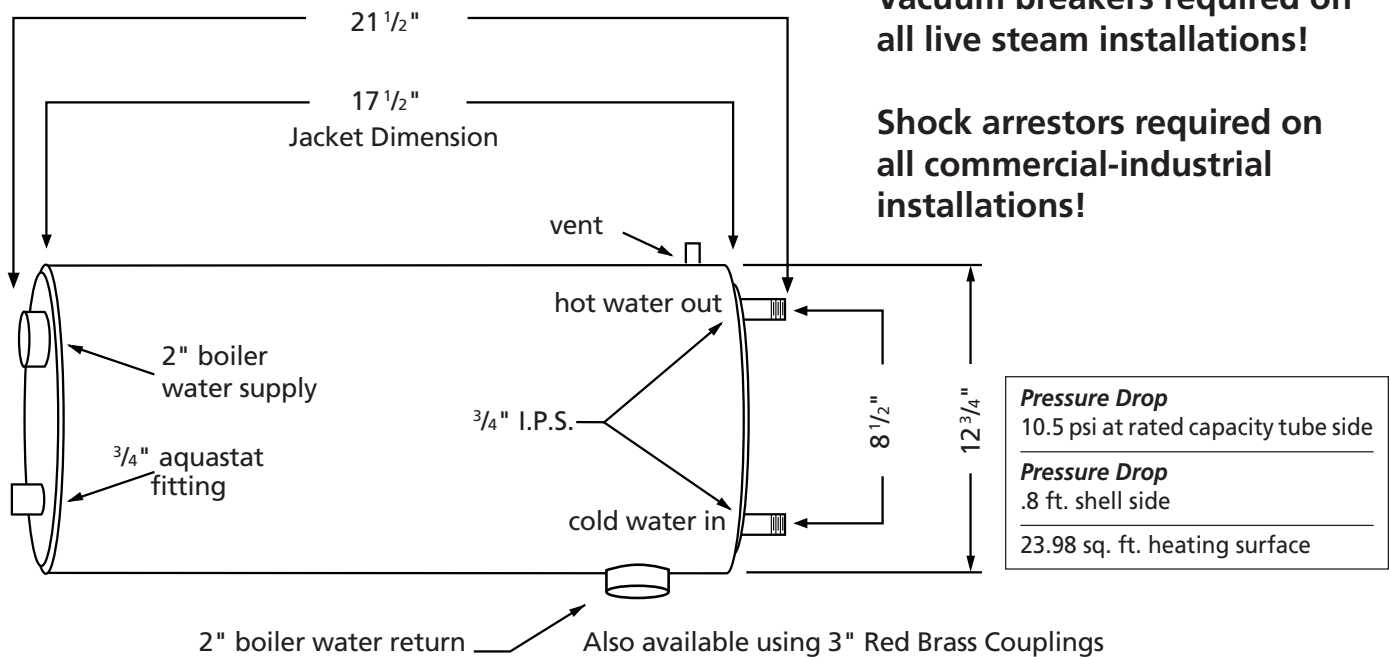
**Rating: 8 G.P.M.** 40°F to 140°F — BWT @ 200°F

All Units Solid Copper Shell	Test Pressure	Working Pressure	
		Water Boiler	Steam Boiler
"Deluxe Models"	150 psi	30 psi	15 psi
"Super Models"	220 psi	30 psi	15 psi
"Heavy Duty High Pressure"	350 psi	125 psi	125 psi
Coil and Manifold	1000 psi	420 psi	420 psi

All Copper Integral Finned Tubing

All Fittings Red Brass

All units have lapped silver brazed joints, are fully insulated, and are enclosed in a 24 gauge steel painted jacket.



**Special Models**

- "Restaurant Type" — producing 140° rise for dishwashers.
- "High Pressure" shell — live steam working pressure up to 125 pounds.
- "Cupro-Nickel" — longer lasting, corrosion resistant coils, particularly suited for low P.H. areas.

Regular models may be used for up to 15 lbs. steam pressure.

Air Elimination: Use key/coin type vent on steam system installations; use float vent on forced hot water system installations.



**Therma-Flow/Everhot**

Factory Address: Therma-Flow, Inc. • 191 Arlington Street • Watertown, MA 02472

Mailing Address: Therma-Flow, Inc. • Post Office Box 416 • Watertown, MA 02471-0416

Phone: (617) 924-3877 • FAX: (617) 924-7271

Toll Free Phone: 1-800-654-8045 USA

E-mail: sales@tfi-everhot.com • Web Site: www.tfi-everhot.com

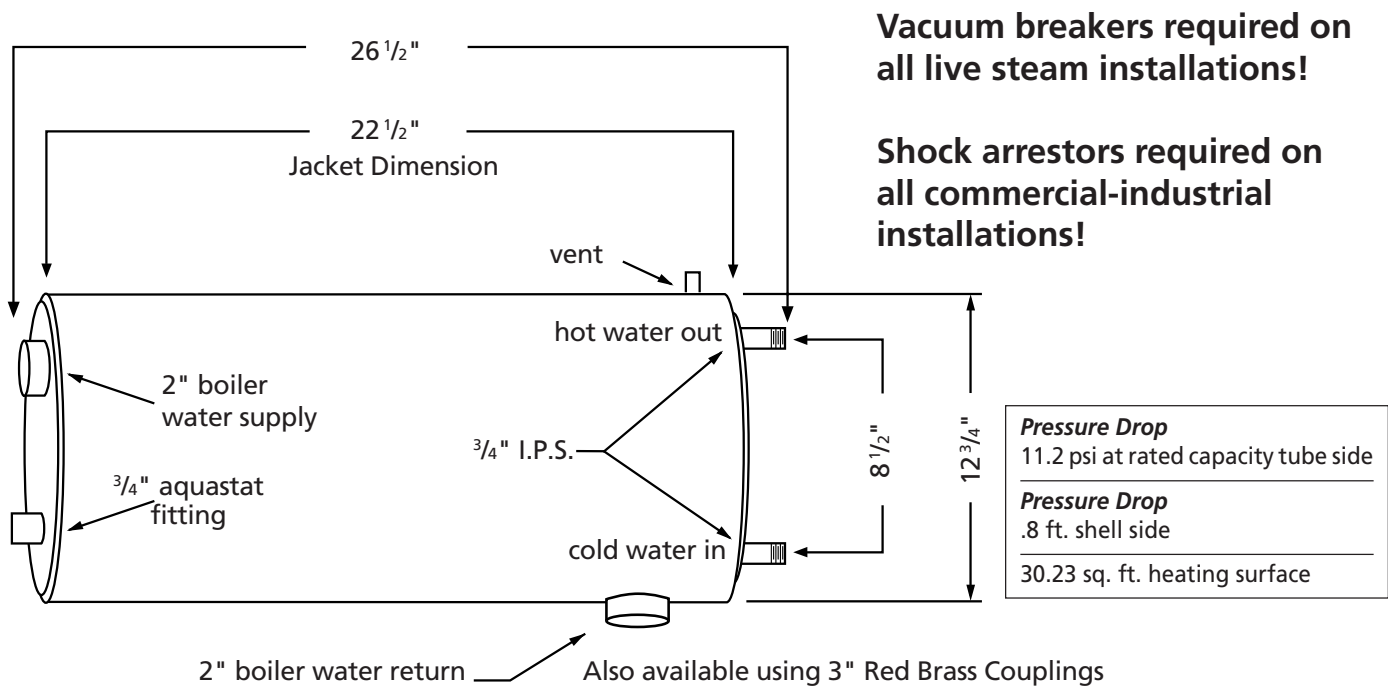


# Submittal All-Copper Heat Exchanger

Model # 10 Horizontal Super Rating: 10 G.P.M. 40°F to 140°F — BWT @ 200°F

All Units Solid Copper Shell	Test Pressure	Working Pressure	
		Water Boiler	Steam Boiler
"Deluxe Models"	150 psi	30 psi	15 psi
"Super Models"	220 psi	30 psi	15 psi
"Heavy Duty High Pressure"	350 psi	125 psi	125 psi
Coil and Manifold	1000 psi	420 psi	420 psi

All Copper Integral Finned Tubing  
 All Fittings Red Brass  
 All units have lapped silver brazed joints, are fully insulated, and are enclosed in a 24 gauge steel painted jacket.



**Special Models**

- "Restaurant Type" — producing 140° rise for dishwashers.
- "High Pressure" shell — live steam working pressure up to 125 pounds.
- "Cupro-Nickel" — longer lasting, corrosion resistant coils, particularly suited for low P.H. areas.

Regular models may be used for up to 15 lbs. steam pressure.

Air Elimination: Use key/coin type vent on steam system installations; use float vent on forced hot water system installations.



**Therma-Flow/Everhot**

Factory Address: Therma-Flow, Inc. • 191 Arlington Street • Watertown, MA 02472  
 Mailing Address: Therma-Flow, Inc. • Post Office Box 416 • Watertown, MA 02471-0416  
 Phone: (617) 924-3877 • FAX: (617) 924-7271  
 Toll Free Phone: 1-800-654-8045 USA  
 E-mail: sales@tfi-everhot.com • Web Site: www.tfi-everhot.com

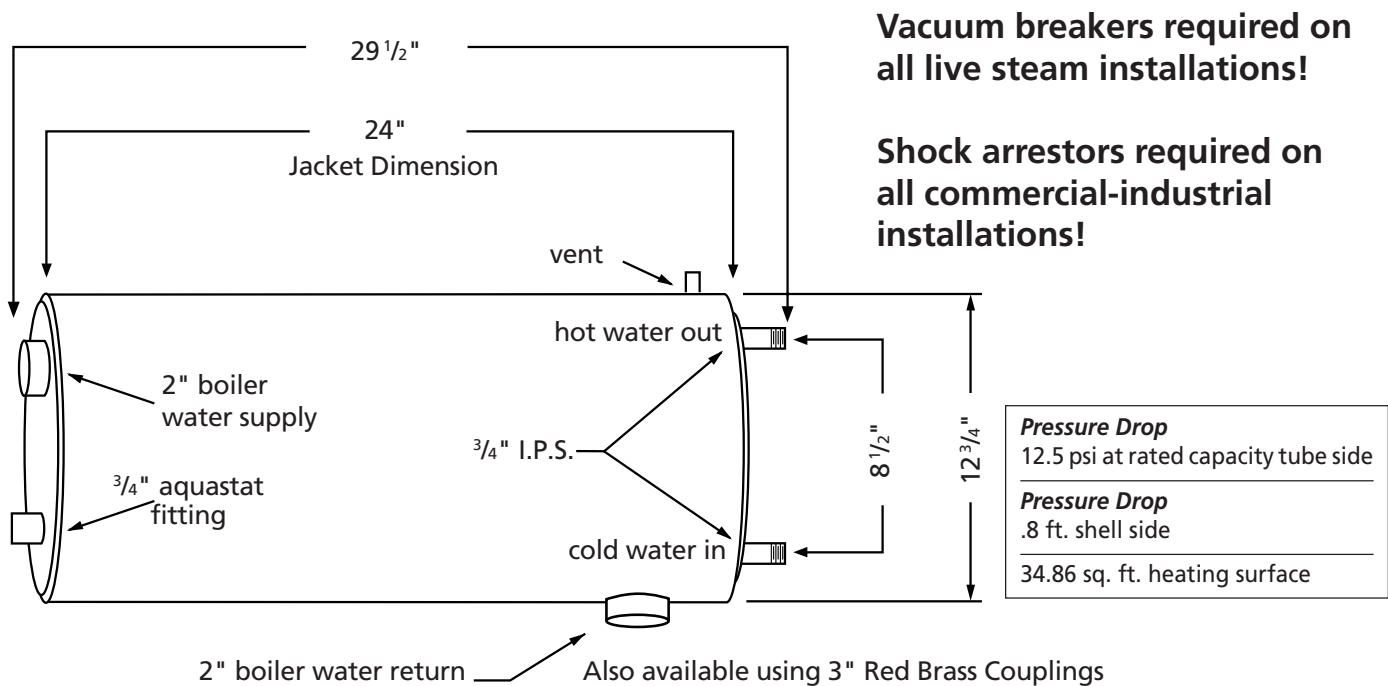


# Submittal All-Copper Heat Exchanger

Model # 12 Horizontal Super Rating: 12 G.P.M. 40°F to 140°F — BWT @ 200°F

All Units Solid Copper Shell	Test Pressure	Working Pressure	
		Water Boiler	Steam Boiler
"Deluxe Models"	150 psi	30 psi	15 psi
"Super Models"	220 psi	30 psi	15 psi
"Heavy Duty High Pressure"	350 psi	125 psi	125 psi
Coil and Manifold	1000 psi	420 psi	420 psi

All Copper Integral Finned Tubing  
 All Fittings Red Brass  
 All units have lapped silver brazed joints, are fully insulated, and are enclosed in a 24 gauge steel painted jacket.



**Special Models**

- "Restaurant Type" — producing 140° rise for dishwashers.
- "High Pressure" shell — live steam working pressure up to 125 pounds.
- "Cupro-Nickel" — longer lasting, corrosion resistant coils, particularly suited for low P.H. areas.

Regular models may be used for up to 15 lbs. steam pressure.

Air Elimination: Use key/coin type vent on steam system installations; use float vent on forced hot water system installations.



**Therma-Flow/Everhot**

Factory Address: Therma-Flow, Inc. • 191 Arlington Street • Watertown, MA 02472  
 Mailing Address: Therma-Flow, Inc. • Post Office Box 416 • Watertown, MA 02471-0416  
 Phone: (617) 924-3877 • FAX: (617) 924-7271  
 Toll Free Phone: 1-800-654-8045 USA  
 E-mail: sales@tfi-everhot.com • Web Site: www.tfi-everhot.com

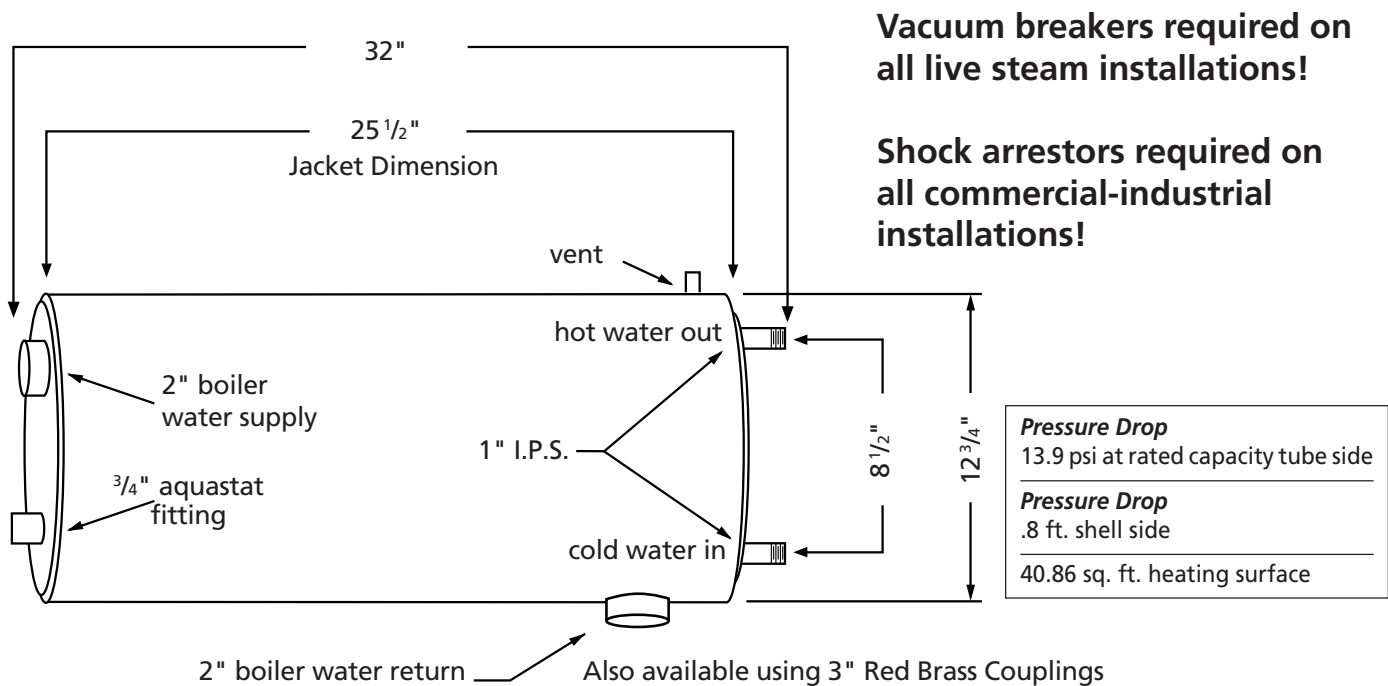


# Submittal All-Copper Heat Exchanger

Model # 16 Horizontal Super Rating: **16 G.P.M.** 40°F to 140°F — BWT @ 200°F

All Units Solid Copper Shell	Test Pressure	Working Pressure	
		Water Boiler	Steam Boiler
"Deluxe Models"	150 psi	30 psi	15 psi
"Super Models"	220 psi	30 psi	15 psi
"Heavy Duty High Pressure"	350 psi	125 psi	125 psi
Coil and Manifold	1000 psi	420 psi	420 psi

All Copper Integral Finned Tubing  
 All Fittings Red Brass  
 All units have lapped silver brazed joints, are fully insulated, and are enclosed in a 24 gauge steel painted jacket.



**Special Models**

- "Restaurant Type" — producing 140° rise for dishwashers.
- "High Pressure" shell — live steam working pressure up to 125 pounds.
- "Cupro-Nickel" — longer lasting, corrosion resistant coils, particularly suited for low P.H. areas.

Regular models may be used for up to 15 lbs. steam pressure.

Air Elimination: Use key/coin type vent on steam system installations; use float vent on forced hot water system installations.



**Therma-Flow/Everhot**

Factory Address: Therma-Flow, Inc. • 191 Arlington Street • Watertown, MA 02472  
 Mailing Address: Therma-Flow, Inc. • Post Office Box 416 • Watertown, MA 02471-0416  
 Phone: (617) 924-3877 • FAX: (617) 924-7271  
 Toll Free Phone: 1-800-654-8045 USA  
 E-mail: sales@tfi-everhot.com • Web Site: www.tfi-everhot.com

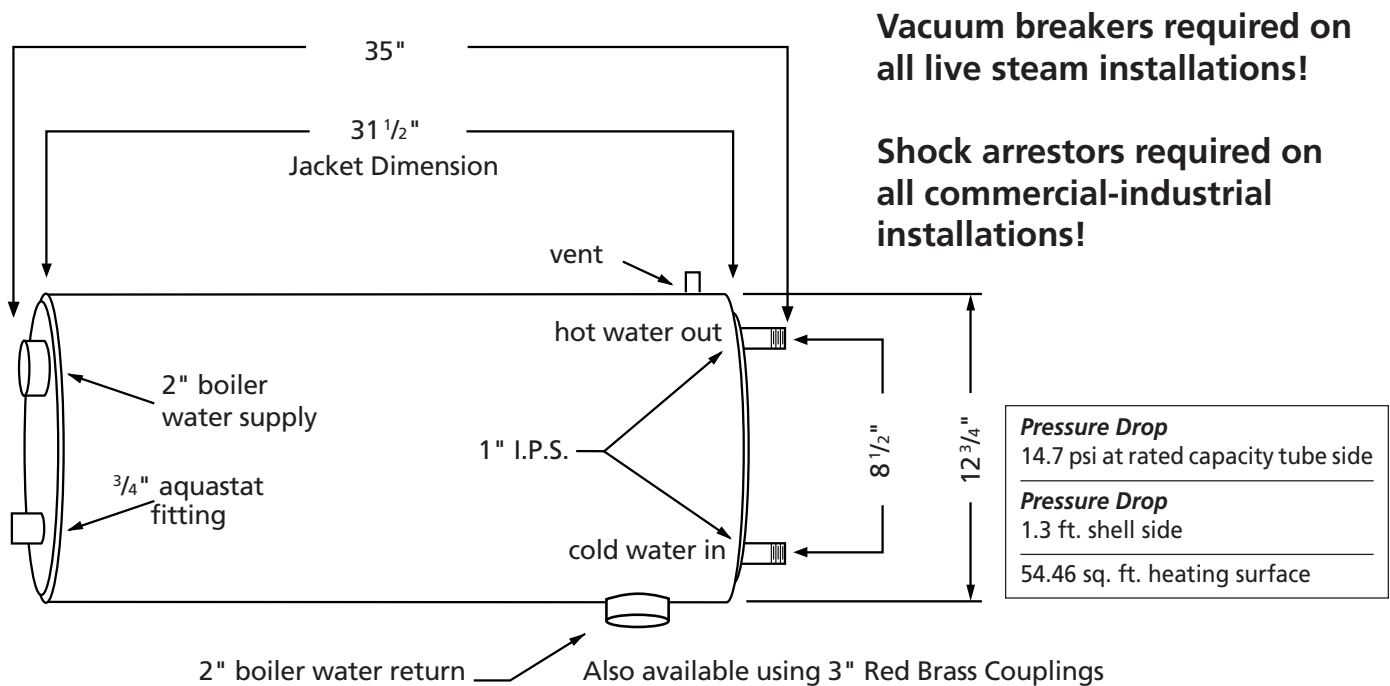


# Submittal All-Copper Heat Exchanger

Model # 20 Horizontal Super Rating: 20 G.P.M. 40°F to 140°F — BWT @ 200°F

All Units Solid Copper Shell	Test Pressure	Working Pressure	
		Water Boiler	Steam Boiler
"Deluxe Models"	150 psi	30 psi	15 psi
"Super Models"	220 psi	30 psi	15 psi
"Heavy Duty High Pressure"	350 psi	125 psi	125 psi
Coil and Manifold	1000 psi	420 psi	420 psi

All Copper Integral Finned Tubing  
 All Fittings Red Brass  
 All units have lapped silver brazed joints, are fully insulated, and are enclosed in a 24 gauge steel painted jacket.



**Special Models**

- "Restaurant Type" — producing 140° rise for dishwashers.
- "High Pressure" shell — live steam working pressure up to 125 pounds.
- "Cupro-Nickel" — longer lasting, corrosion resistant coils, particularly suited for low P.H. areas.

Regular models may be used for up to 15 lbs. steam pressure.

Air Elimination: Use key/coin type vent on steam system installations; use float vent on forced hot water system installations.



**Therma-Flow/Everhot**

Factory Address: Therma-Flow, Inc. • 191 Arlington Street • Watertown, MA 02472  
 Mailing Address: Therma-Flow, Inc. • Post Office Box 416 • Watertown, MA 02471-0416  
 Phone: (617) 924-3877 • FAX: (617) 924-7271  
 Toll Free Phone: 1-800-654-8045 USA  
 E-mail: sales@tfi-everhot.com • Web Site: www.tfi-everhot.com

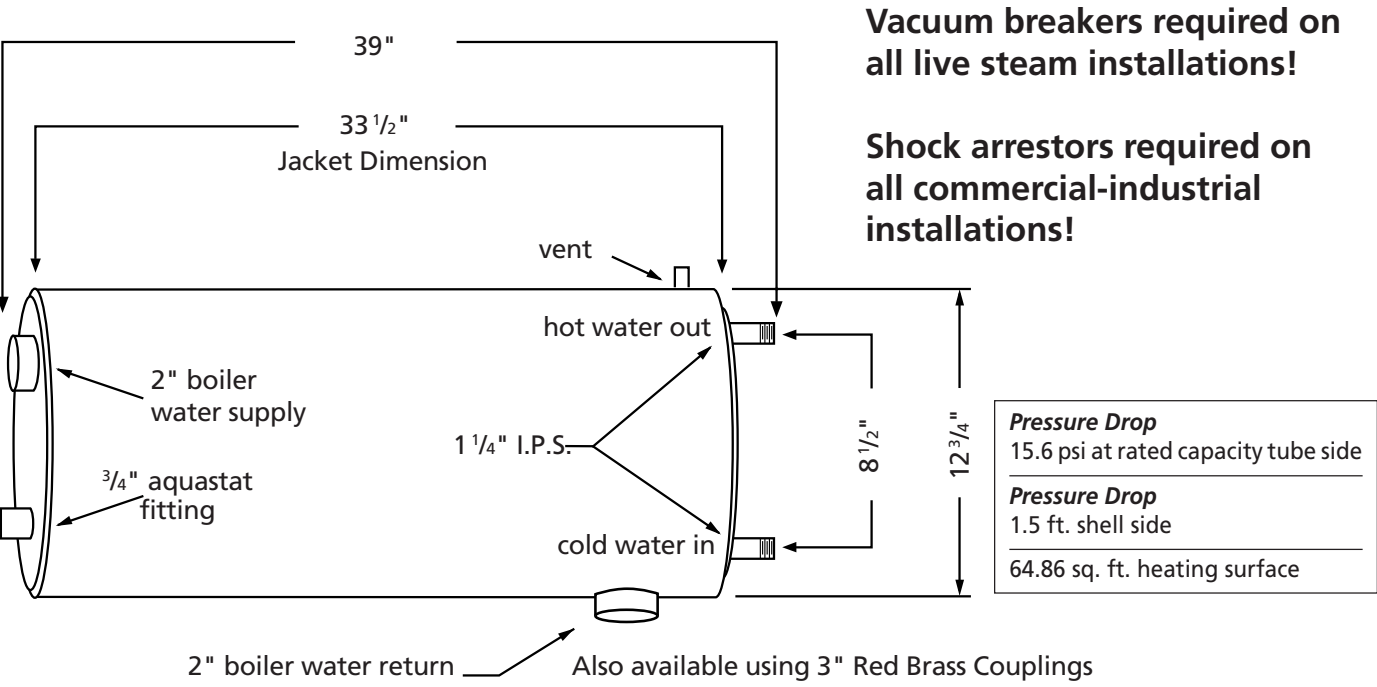


# Submittal All-Copper Heat Exchanger

Model # 25 Horizontal Super Rating: **25 G.P.M.** 40°F to 140°F — BWT @ 200°F

All Units Solid Copper Shell	Test Pressure	Working Pressure	
		Water Boiler	Steam Boiler
"Deluxe Models"	150 psi	30 psi	15 psi
"Super Models"	220 psi	30 psi	15 psi
"Heavy Duty High Pressure"	350 psi	125 psi	125 psi
Coil and Manifold	1000 psi	420 psi	420 psi

All Copper Integral Finned Tubing  
 All Fittings Red Brass  
 All units have lapped silver brazed joints, are fully insulated, and are enclosed in a 24 gauge steel painted jacket.



**Special Models**

- "Restaurant Type" — producing 140° rise for dishwashers.
- "High Pressure" shell — live steam working pressure up to 125 pounds.
- "Cupro-Nickel" — longer lasting, corrosion resistant coils, particularly suited for low P.H. areas.

Regular models may be used for up to 15 lbs. steam pressure.  
 Air Elimination: Use key/coin type vent on steam system installations; use float vent on forced hot water system installations.

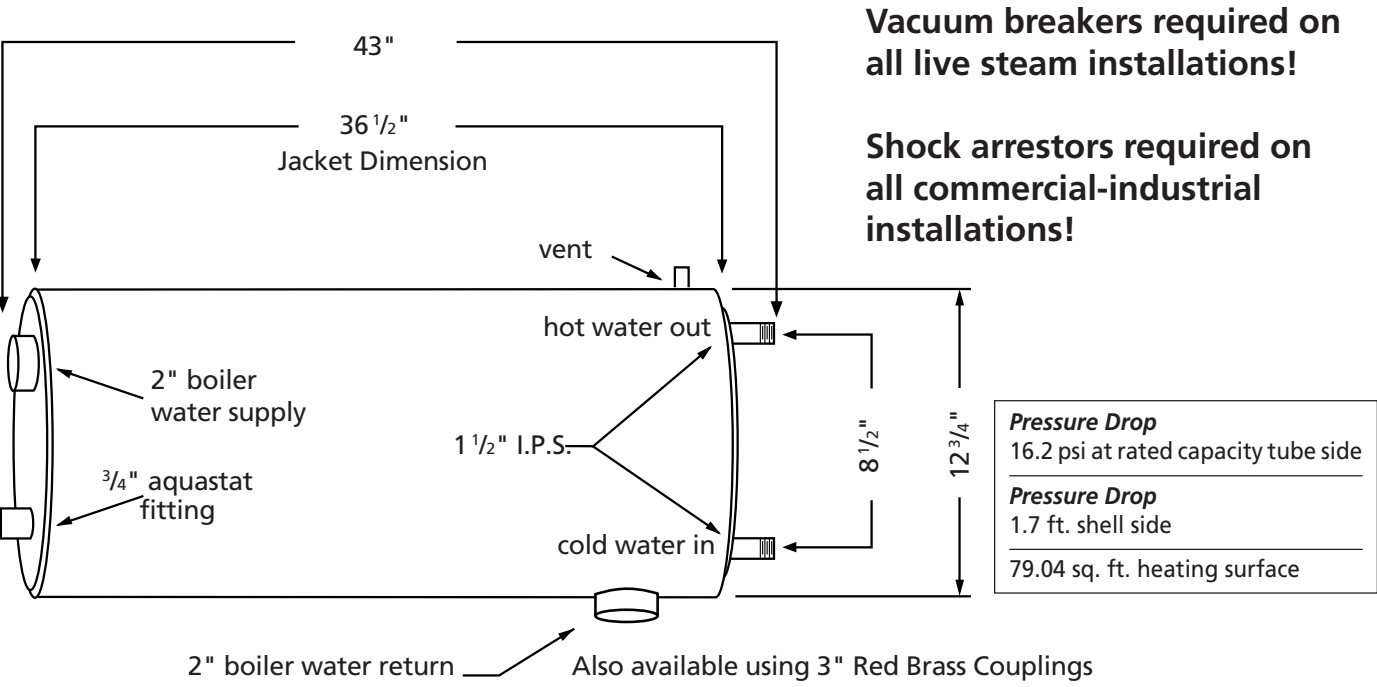


# Submittal All-Copper Heat Exchanger

Model # 30 Horizontal Super Rating: **30 G.P.M.** 40°F to 140°F — BWT @ 200°F

All Units Solid Copper Shell	Test Pressure	Working Pressure	
		Water Boiler	Steam Boiler
"Deluxe Models"	150 psi	30 psi	15 psi
"Super Models"	220 psi	30 psi	15 psi
"Heavy Duty High Pressure"	350 psi	125 psi	125 psi
Coil and Manifold	1000 psi	420 psi	420 psi

All Copper Integral Finned Tubing  
 All Fittings Red Brass  
 All units have lapped silver brazed joints, are fully insulated, and are enclosed in a 24 gauge steel painted jacket.



- Special Models**
- "Restaurant Type" — producing 140° rise for dishwashers.
  - "High Pressure" shell — live steam working pressure up to 125 pounds.
  - "Cupro-Nickel" — longer lasting, corrosion resistant coils, particularly suited for low P.H. areas.

Regular models may be used for up to 15 lbs. steam pressure.  
 Air Elimination: Use key/coin type vent on steam system installations; use float vent on forced hot water system installations.

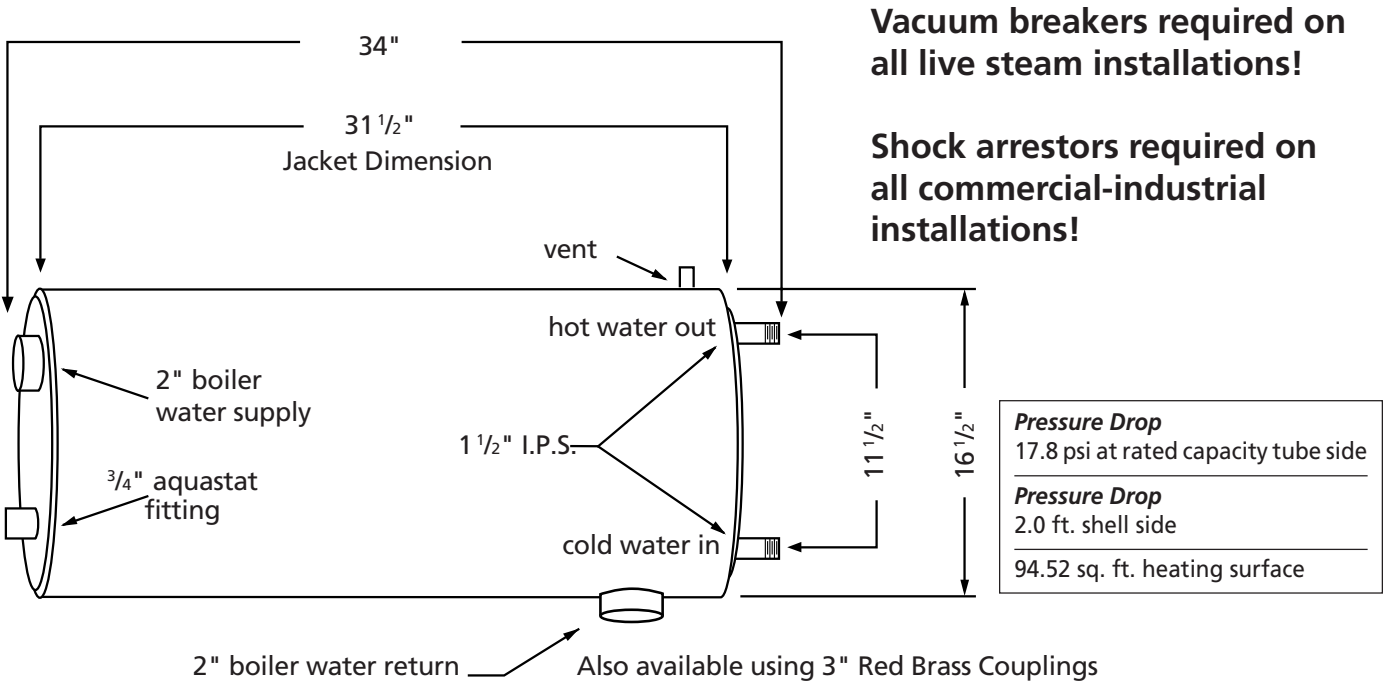


# Submittal All-Copper Heat Exchanger

Model # 35 Horizontal Super Rating: **35 G.P.M.** 40°F to 140°F — BWT @ 200°F

All Units Solid Copper Shell	Test Pressure	Working Pressure	
		Water Boiler	Steam Boiler
"Deluxe Models"	150 psi	30 psi	15 psi
"Super Models"	220 psi	30 psi	15 psi
"Heavy Duty High Pressure"	350 psi	125 psi	125 psi
Coil and Manifold	1000 psi	420 psi	420 psi

All Copper Integral Finned Tubing  
 All Fittings Red Brass  
 All units have lapped silver brazed joints, are fully insulated, and are enclosed in a 24 gauge steel painted jacket.



**Special Models**

- "Restaurant Type" — producing 140° rise for dishwashers.
- "High Pressure" shell — live steam working pressure up to 125 pounds.
- "Cupro-Nickel" — longer lasting, corrosion resistant coils, particularly suited for low P.H. areas.

Regular models may be used for up to 15 lbs. steam pressure.  
 Air Elimination: Use key/coin type vent on steam system installations; use float vent on forced hot water system installations.

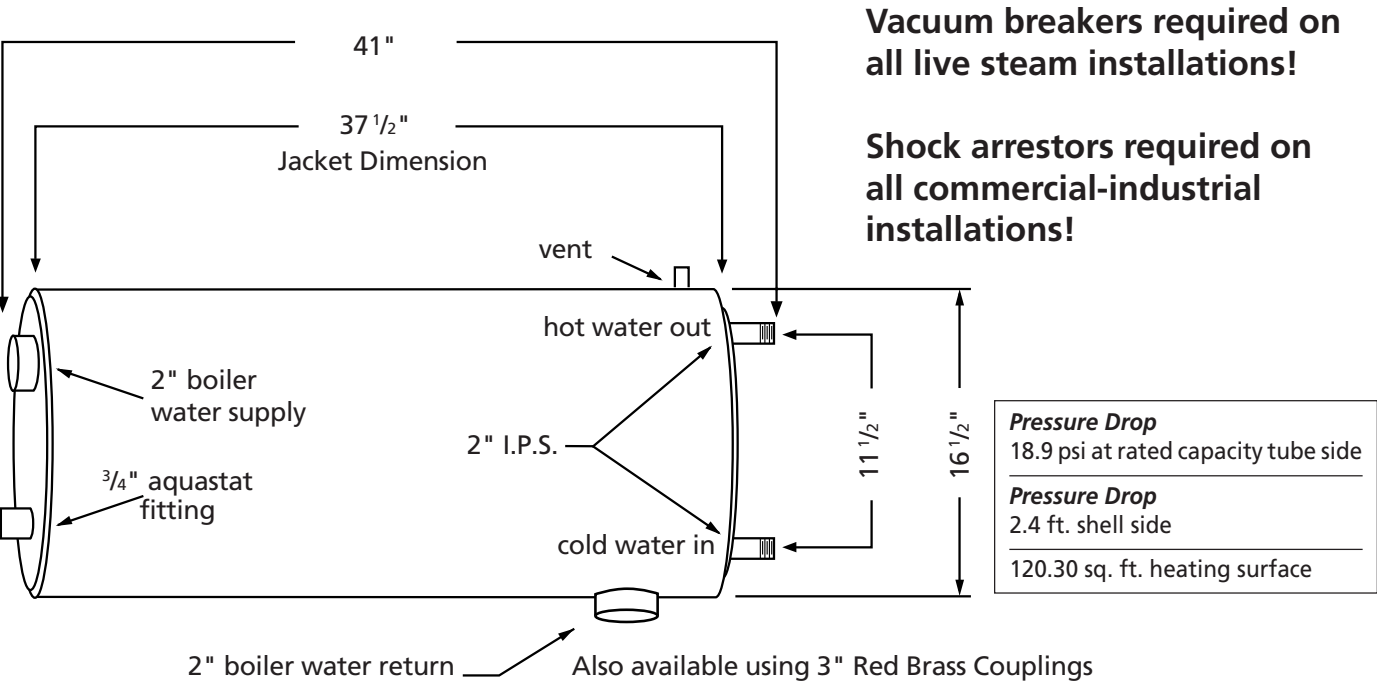


# Submittal All-Copper Heat Exchanger

**Model # 50 Horizontal Super Rating: 50 G.P.M. 40°F to 140°F — BWT @ 200°F**

All Units Solid Copper Shell	Test Pressure	Working Pressure	
		Water Boiler	Steam Boiler
"Deluxe Models"	150 psi	30 psi	15 psi
"Super Models"	220 psi	30 psi	15 psi
"Heavy Duty High Pressure"	350 psi	125 psi	125 psi
Coil and Manifold	1000 psi	420 psi	420 psi

All Copper Integral Finned Tubing  
 All Fittings Red Brass  
 All units have lapped silver brazed joints, are fully insulated, and are enclosed in a 24 gauge steel painted jacket.



**Special Models**

- "Restaurant Type" — producing 140° rise for dishwashers.
- "High Pressure" shell — live steam working pressure up to 125 pounds.
- "Cupro-Nickel" — longer lasting, corrosion resistant coils, particularly suited for low P.H. areas.

Regular models may be used for up to 15 lbs. steam pressure.  
 Air Elimination: Use key/coin type vent on steam system installations; use float vent on forced hot water system installations.



**Therma-Flow/Everhot**

---

Factory Address: Therma-Flow, Inc. • 191 Arlington Street • Watertown, MA 02472  
 Mailing Address: Therma-Flow, Inc. • Post Office Box 416 • Watertown, MA 02471-0416  
 Phone: (617) 924-3877 • FAX: (617) 924-7271  
 Toll Free Phone: 1-800-654-8045 USA  
 E-mail: sales@tfi-everhot.com • Web Site: www.tfi-everhot.com



# Submittal

# All-Copper Heat Exchanger

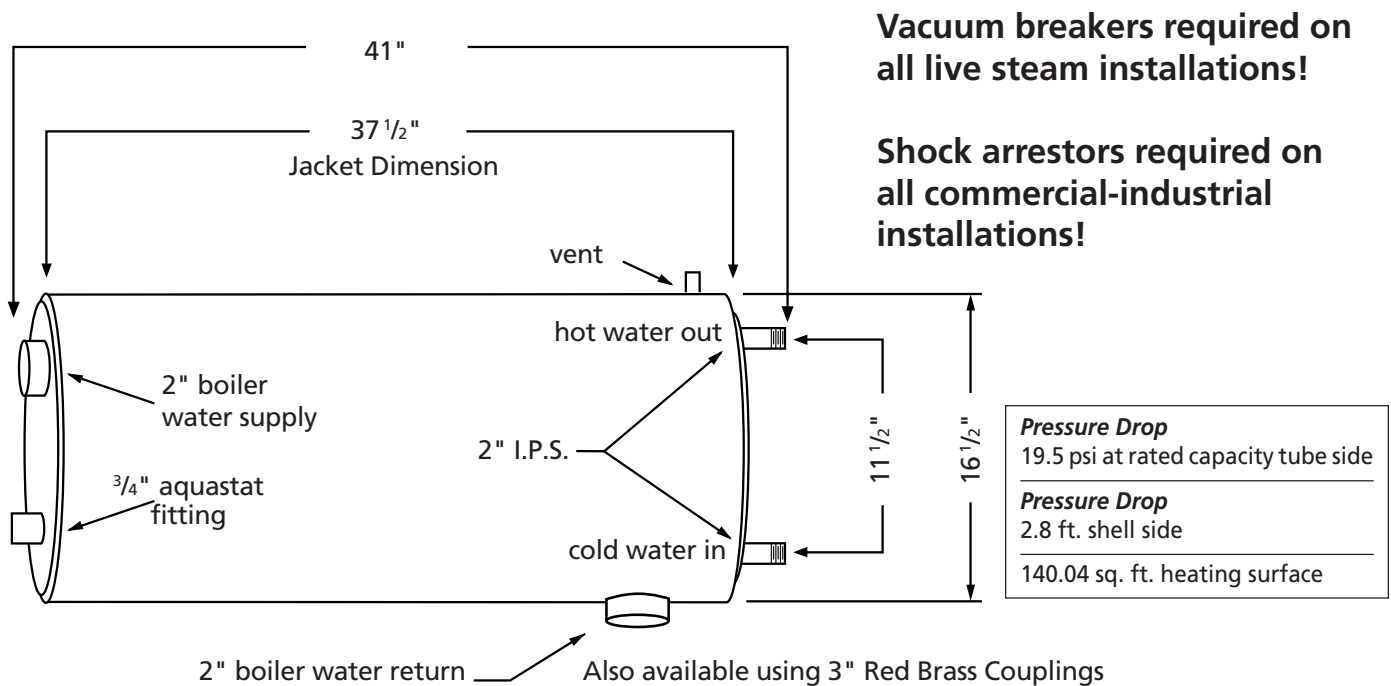
**Model # 60 Horizontal Super Rating: 60 G.P.M. 40°F to 140°F — BWT @ 200°F**

All Units Solid Copper Shell	Test Pressure	Working Pressure	
		Water Boiler	Steam Boiler
"Deluxe Models"	150 psi	30 psi	15 psi
"Super Models"	220 psi	30 psi	15 psi
"Heavy Duty High Pressure"	350 psi	125 psi	125 psi
Coil and Manifold	1000 psi	420 psi	420 psi

All Copper Integral Finned Tubing

All Fittings Red Brass

All units have lapped silver brazed joints, are fully insulated, and are enclosed in a 24 gauge steel painted jacket.



### Special Models

- "Restaurant Type" — producing 140° rise for dishwashers.
- "High Pressure" shell — live steam working pressure up to 125 pounds.
- "Cupro-Nickel" — longer lasting, corrosion resistant coils, particularly suited for low P.H. areas.

Regular models may be used for up to 15 lbs. steam pressure.

Air Elimination: Use key/coin type vent on steam system installations; use float vent on forced hot water system installations.



### Therma-Flow/Everhot

Factory Address: Therma-Flow, Inc. • 191 Arlington Street • Watertown, MA 02472

Mailing Address: Therma-Flow, Inc. • Post Office Box 416 • Watertown, MA 02471-0416

Phone: (617) 924-3877 • FAX: (617) 924-7271

Toll Free Phone: 1-800-654-8045 USA

E-mail: sales@tfi-everhot.com • Web Site: www.tfi-everhot.com

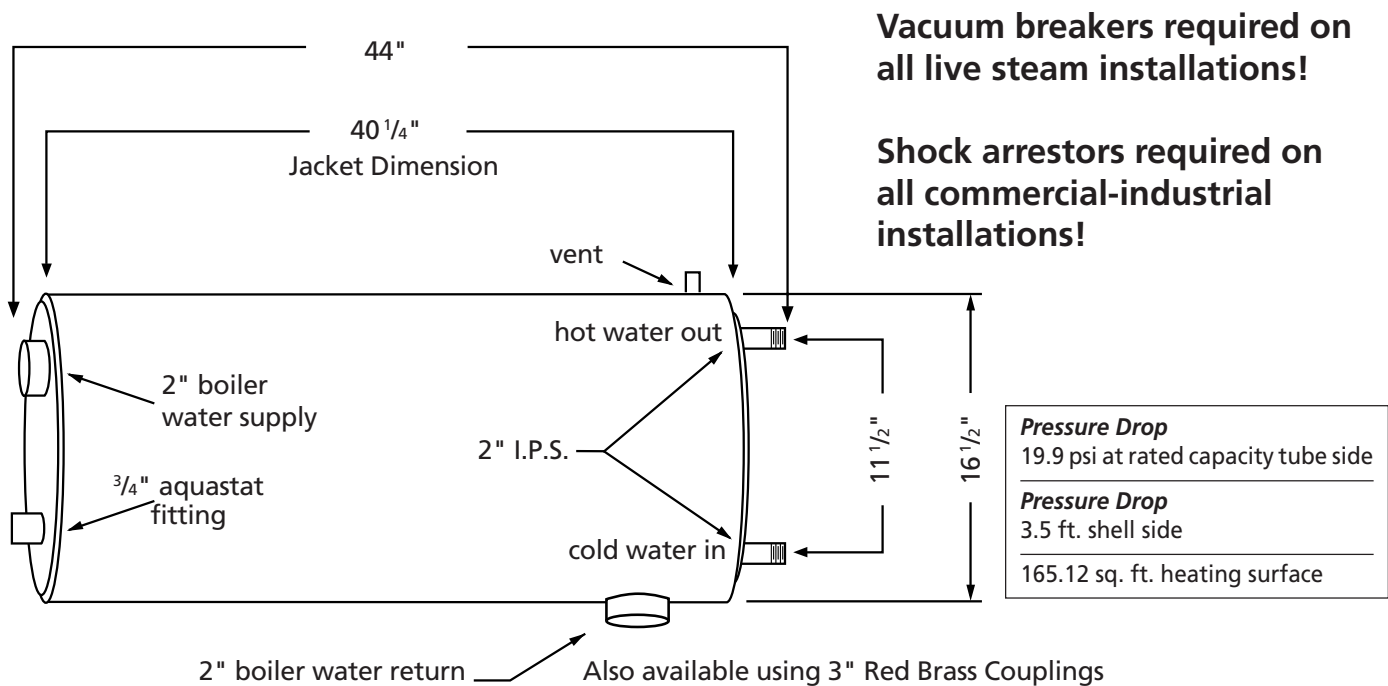


# Submittal All-Copper Heat Exchanger

Model # 75 Horizontal Super Rating: 75 G.P.M. 40°F to 140°F — BWT @ 200°F

All Units Solid Copper Shell	Test Pressure	Working Pressure	
		Water Boiler	Steam Boiler
"Deluxe Models"	150 psi	30 psi	15 psi
"Super Models"	220 psi	30 psi	15 psi
"Heavy Duty High Pressure"	350 psi	125 psi	125 psi
Coil and Manifold	1000 psi	420 psi	420 psi

All Copper Integral Finned Tubing  
 All Fittings Red Brass  
 All units have lapped silver brazed joints, are fully insulated, and are enclosed in a 24 gauge steel painted jacket.



**Special Models**

- "Restaurant Type" — producing 140° rise for dishwashers.
- "High Pressure" shell — live steam working pressure up to 125 pounds.
- "Cupro-Nickel" — longer lasting, corrosion resistant coils, particularly suited for low P.H. areas.

Regular models may be used for up to 15 lbs. steam pressure.

Air Elimination: Use key/coin type vent on steam system installations; use float vent on forced hot water system installations.



**Therma-Flow/Everhot**

Factory Address: Therma-Flow, Inc. • 191 Arlington Street • Watertown, MA 02472  
 Mailing Address: Therma-Flow, Inc. • Post Office Box 416 • Watertown, MA 02471-0416  
 Phone: (617) 924-3877 • FAX: (617) 924-7271  
 Toll Free Phone: 1-800-654-8045 USA  
 E-mail: sales@tfi-everhot.com • Web Site: www.tfi-everhot.com

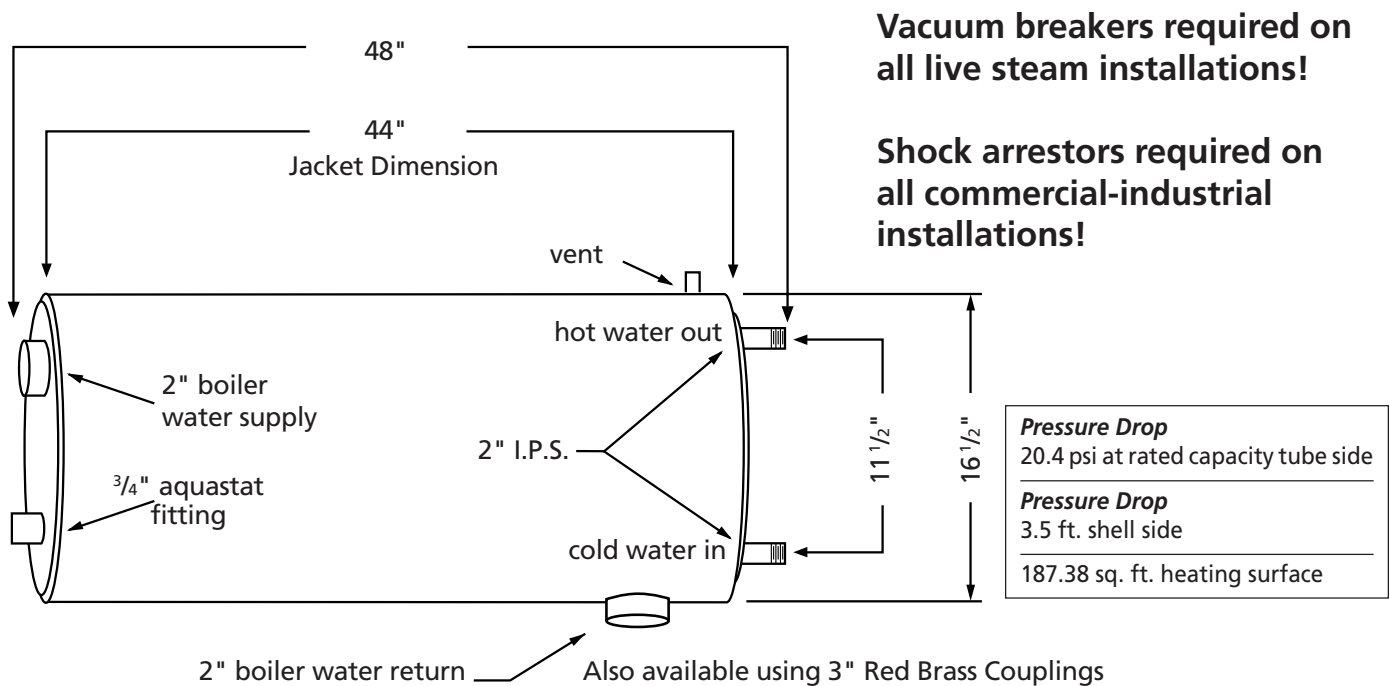


# Submittal All-Copper Heat Exchanger

Model # 100 Horizontal Super Rating: 100 G.P.M. 40°F to 140°F — BWT @ 200°F

All Units Solid Copper Shell	Test Pressure	Working Pressure	
		Water Boiler	Steam Boiler
"Deluxe Models"	150 psi	30 psi	15 psi
"Super Models"	220 psi	30 psi	15 psi
"Heavy Duty High Pressure"	350 psi	125 psi	125 psi
Coil and Manifold	1000 psi	420 psi	420 psi

All Copper Integral Finned Tubing  
 All Fittings Red Brass  
 All units have lapped silver brazed joints, are fully insulated, and are enclosed in a 24 gauge steel painted jacket.



**Special Models**

- "Restaurant Type" — producing 140° rise for dishwashers.
- "High Pressure" shell — live steam working pressure up to 125 pounds.
- "Cupro-Nickel" — longer lasting, corrosion resistant coils, particularly suited for low P.H. areas.

Regular models may be used for up to 15 lbs. steam pressure.

Air Elimination: Use key/coin type vent on steam system installations; use float vent on forced hot water system installations.



**Therma-Flow/Everhot**

Factory Address: Therma-Flow, Inc. • 191 Arlington Street • Watertown, MA 02472  
 Mailing Address: Therma-Flow, Inc. • Post Office Box 416 • Watertown, MA 02471-0416  
 Phone: (617) 924-3877 • FAX: (617) 924-7271  
 Toll Free Phone: 1-800-654-8045 USA  
 E-mail: sales@tfi-everhot.com • Web Site: www.tfi-everhot.com

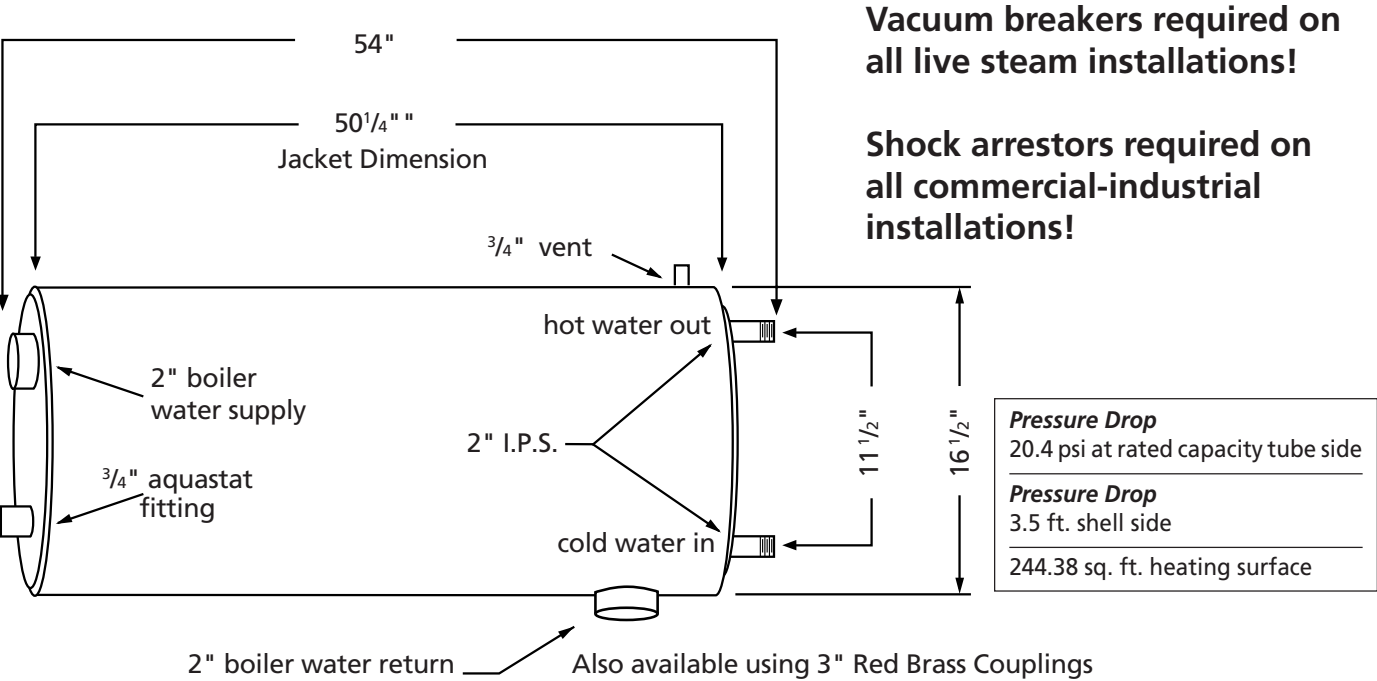


# Submittal All-Copper Heat Exchanger

Model #125 Horizontal Super Rating: 125 G.P.M. 40°F to 140°F — BWT @ 200°F

All Units Solid Copper Shell	Test Pressure	Working Pressure	
		Water Boiler	Steam Boiler
"Deluxe Models"	150 psi	30 psi	15 psi
"Super Models"	220 psi	30 psi	15 psi
"Heavy Duty High Pressure"	350 psi	125 psi	125 psi
Coil and Manifold	1000 psi	420 psi	420 psi

All Copper Integral Finned Tubing  
 All Fittings Red Brass  
 All units have lapped silver brazed joints, are fully insulated, and are enclosed in a 24 gauge steel painted jacket.



**Special Models**

- "Restaurant Type" — producing 140° rise for dishwashers.
- "High Pressure" shell — live steam working pressure up to 125 pounds.
- "Cupro-Nickel" — longer lasting, corrosion resistant coils, particularly suited for low P.H. areas.

Regular models may be used for up to 15 lbs. steam pressure.  
 Air Elimination: Use key/coin type vent on steam system installations; use float vent on forced hot water system installations.



**Therma-Flow/Everhot**  
 Factory Address: Therma-Flow, Inc. • 191 Arlington Street • Watertown, MA 02472  
 Mailing Address: Therma-Flow, Inc. • Post Office Box 416 • Watertown, MA 02471-0416  
 Phone: (617) 924-3877 • FAX: (617) 924-7271  
 Toll Free Phone: 1-800-654-8045 USA  
 E-mail: sales@tfi-everhot.com • Web Site: www.tfi-everhot.com